

**ROSARY COLLEGE OF  
COMMERCE & ARTS.**



**STUDENT FEEDBACK  
REPORT**

**INTERNAL QUALITY ASSURANCE CELL**



# Rosary College of Commerce and Arts,

Navelim, Salcete, Goa.

## Internal Quality Assurance Cell (IQAC)

Student Feedback on the Teaching Learning Experience (Academic Year: 2021-2022)

- All questions should be compulsorily attempted.
- Each question has five responses, choose the most appropriate one.
- The response to the qualitative question no. 21 is student's opportunity to give suggestions or improvements; she/he can also mention weaknesses of the institute here. (Kindly restrict your response to teaching learning process only)

### 1. How much of the syllabus was covered in the class?

- 85 to 100%     70 to 84%     55 to 69%  
 30 to 54%     Below 30%

### 2. How well did the teachers prepare for the classes?

- Thoroughly     Satisfactorily     Poorly  
 Indifferently     Won't teach at all

### 3. How well were the teachers able to communicate?

- Always effective     Sometimes effective  
 Just satisfactorily     Generally ineffective  
 Very poor communication

### 4. The teacher's approach to teaching can best be described as

- Excellent     Very good     Good  
 Fair     Poor

### 5. Fairness of the internal evaluation process by the teachers.

- Always fair     Usually fair     Sometimes unfair  
 Usually unfair     Unfair

### 6. Was your performance in assignments discussed with you?

- Every time     Usually     Occasionally  
 Rarely     Never

### 7. The institute takes active interest in promoting internship, student exchange, field visit opportunities for students.

- Regularly     Often     Sometimes  
 Rarely     Never

Class & Division: \_\_\_\_\_

### (A) What degree program are you pursuing now?

- B.Com.     B.A.     B.C.A     B.B.A.  
 B.B.A. T&T     M.Com.

### (B) Which year are you currently in?

- First Year     Second Year     Third Year  
 Part I     Part II

### (C) Which division are you in?

- A     B     C     D     E

### 8. The teaching and mentoring process in your institution facilitates you in cognitive, social, and emotional growth.

- Significantly     Very well     Moderately  
 Marginally     Not at all

### 9. The institution provides multiple opportunities to learn and grow.

- Strongly agree     Agree     Neutral  
 Disagree     Strongly disagree

### 10. Teachers inform you about your expected competencies, course outcomes and programme outcomes.

- Every time     Usually     Occasionally  
 Rarely     Never

### 11. Your mentor does a necessary follow-up with an assigned task to you.

- Every time     Usually     Occasionally  
 Rarely     I don't have a mentor

### 12. The teachers illustrate the concepts through examples and applications.

- Every time     Usually     Occasionally  
 Rarely     Never

---

**13. The teachers identify your strengths and encourage you with providing right level of challenges**

---

- Fully    Reasonably    Slightly  
 Unable to

---

**14. Teachers are able to identify your weaknesses and help you to overcome them.**

---

- Every time    Usually    Occasionally  
 Rarely    Never

---

**15. The institution makes effort to engage students in the monitoring, review and continuous quality improvement of the teaching learning process.**

---

- Strongly agree    Agree    Neutral  
 Disagree    Strongly disagree

---

**16. The institute/ teachers use student centric methods, such as experiential learning, participative learning, and problem-solving methodologies for enhancing learning experiences.**

---

- To a great extent    Moderate    Some what  
 Very little    Not at all

---

**17. Teachers encourage you to participate in extracurricular activities.**

---

- Strongly agree    Agree    Neutral  
 Disagree    Strongly disagree

---

**18. Efforts are made by the institute/ teachers to inculcate soft skills, life skills and employability skills to make you ready for the world of work.**

---

- To a great extent    Moderate    Some what  
 Very little    Not at all

---

**19. What percentage of teachers use ICT tools such as LCD projector, Multimedia, etc. while teaching.**

---

- Above 90%    70 – 89%    50 – 69%  
 30 – 49%    Below 29%

---

**20. The overall quality of teaching-learning process in your institute is very good.**

---

- Strongly agree    Agree    Neutral  
 Disagree    Strongly disagree

---

**21. Give three observation / suggestions to improve the overall teaching – learning experience in your institution.**

---

---

---

---

---

---

---

---

---

---

---

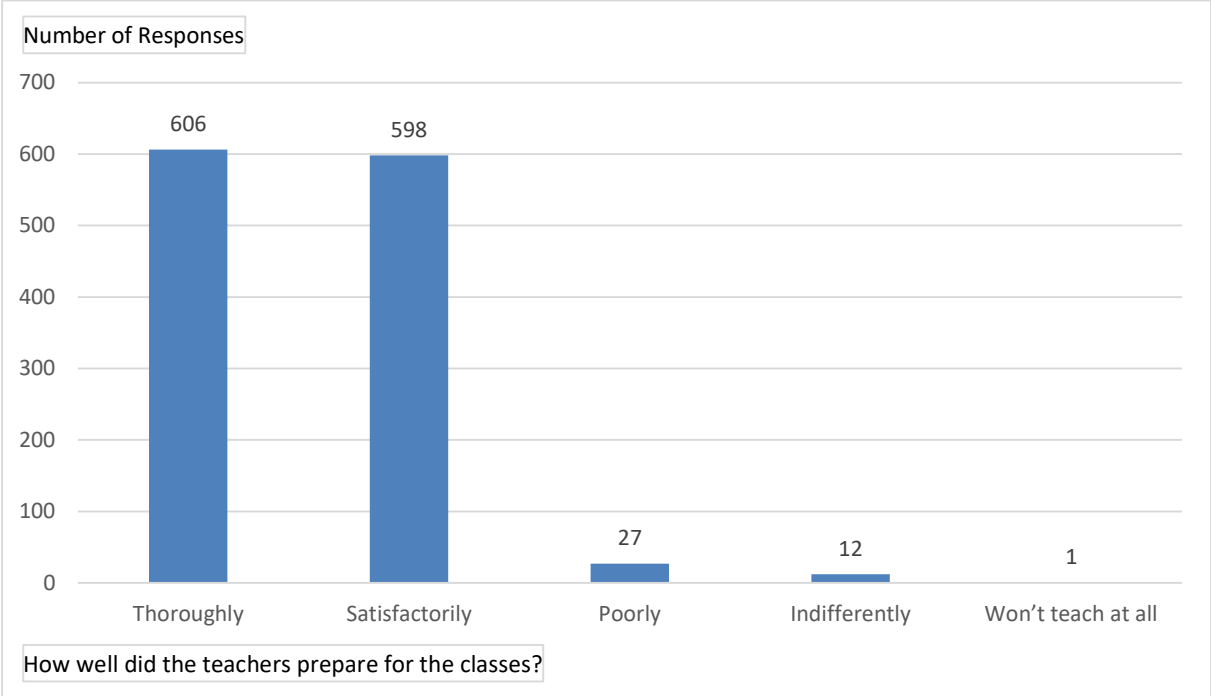
---

# STUDENT FEEDBACK 2021-22

FEEDBACK SUMMARY

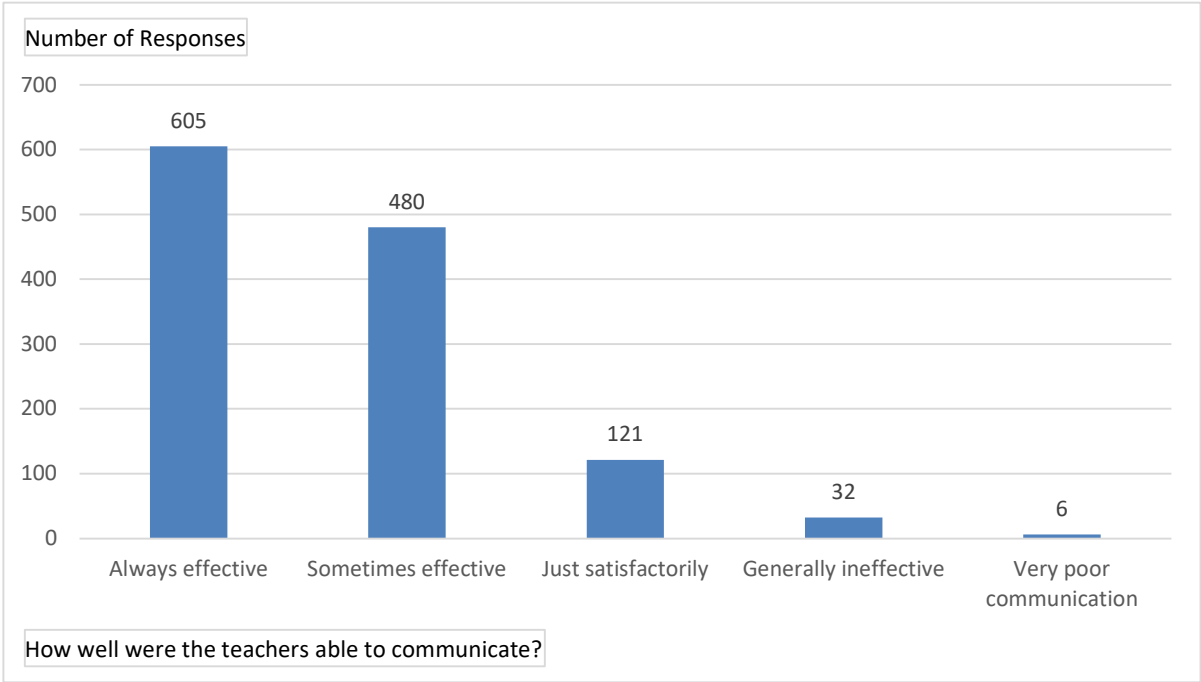
# 1) How well did the teachers prepare for the classes?

How well did the teachers prepare for the classes?	Number of Responses
Thoroughly	606
Satisfactorily	598
Poorly	27
Indifferently	12
Won't teach at all	1
<b>TOTAL</b>	<b>1244</b>



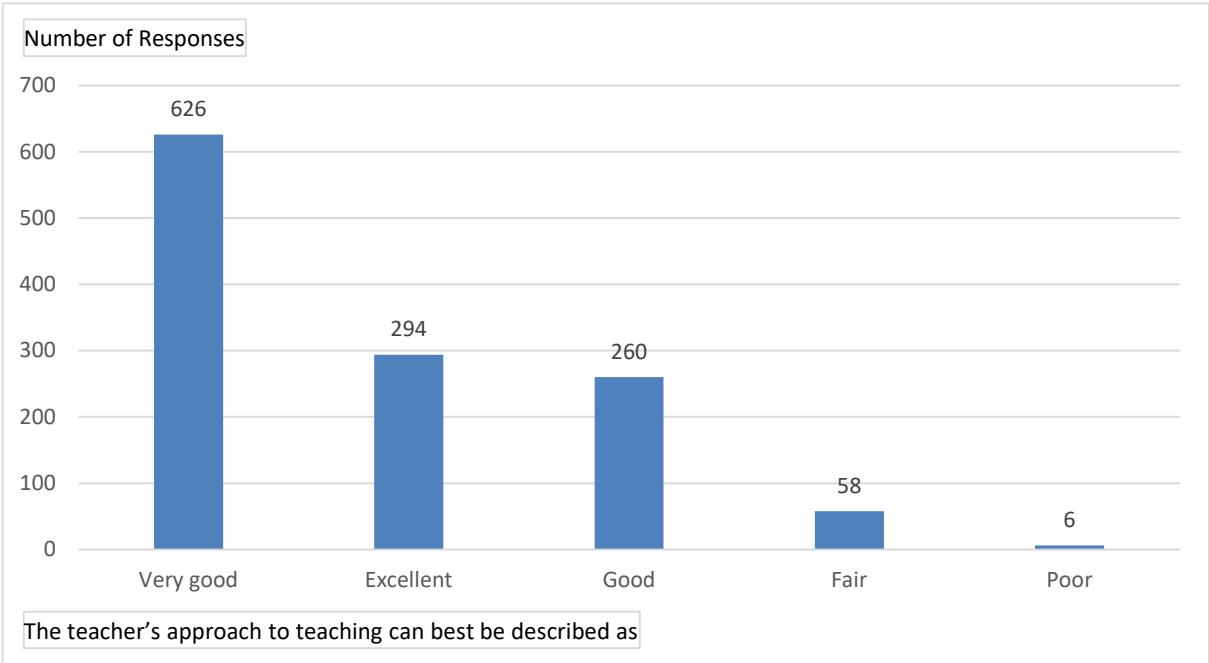
## 2) How well were the teachers able to communicate?

How well were the teachers able to communicate?	Number of Responses
Always effective	605
Sometimes effective	480
Just satisfactorily	121
Generally ineffective	32
Very poor communication	6
<b>TOTAL</b>	<b>1244</b>



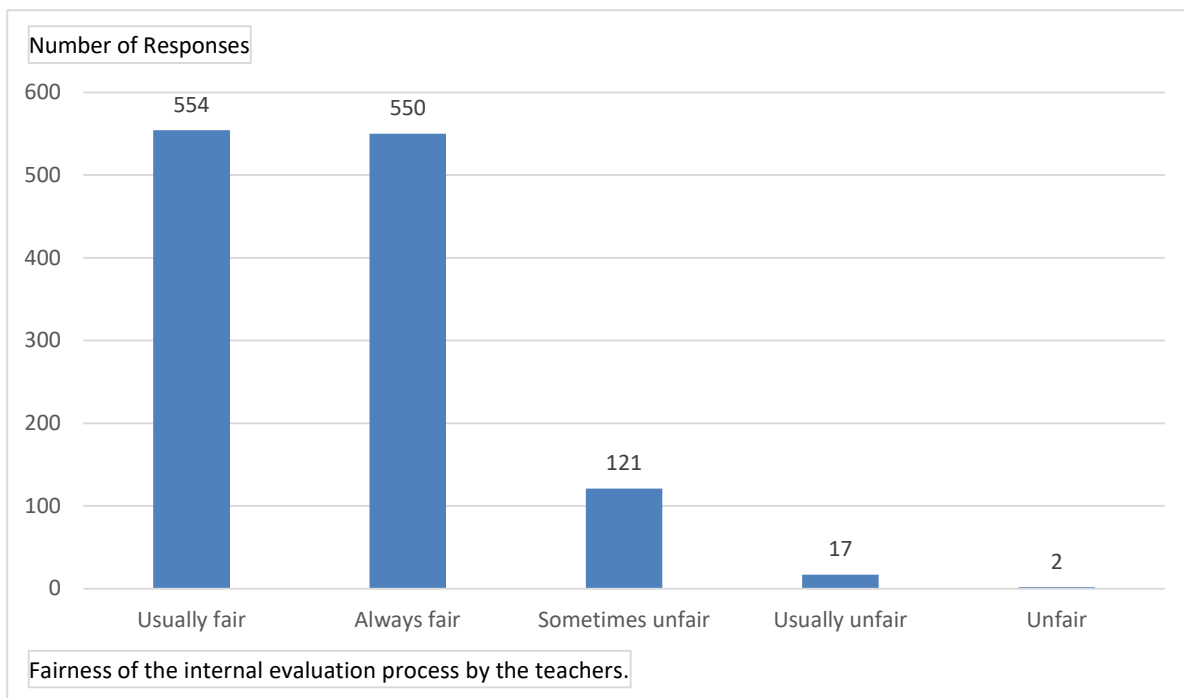
### 3) The teacher's approach to teaching can best be described as

The teacher's approach to teaching can best be described as	Number of Responses
Very good	626
Excellent	294
Good	260
Fair	58
Poor	6
<b>TOTAL</b>	<b>1244</b>



#### 4) Fairness of the internal evaluation process by the teachers.

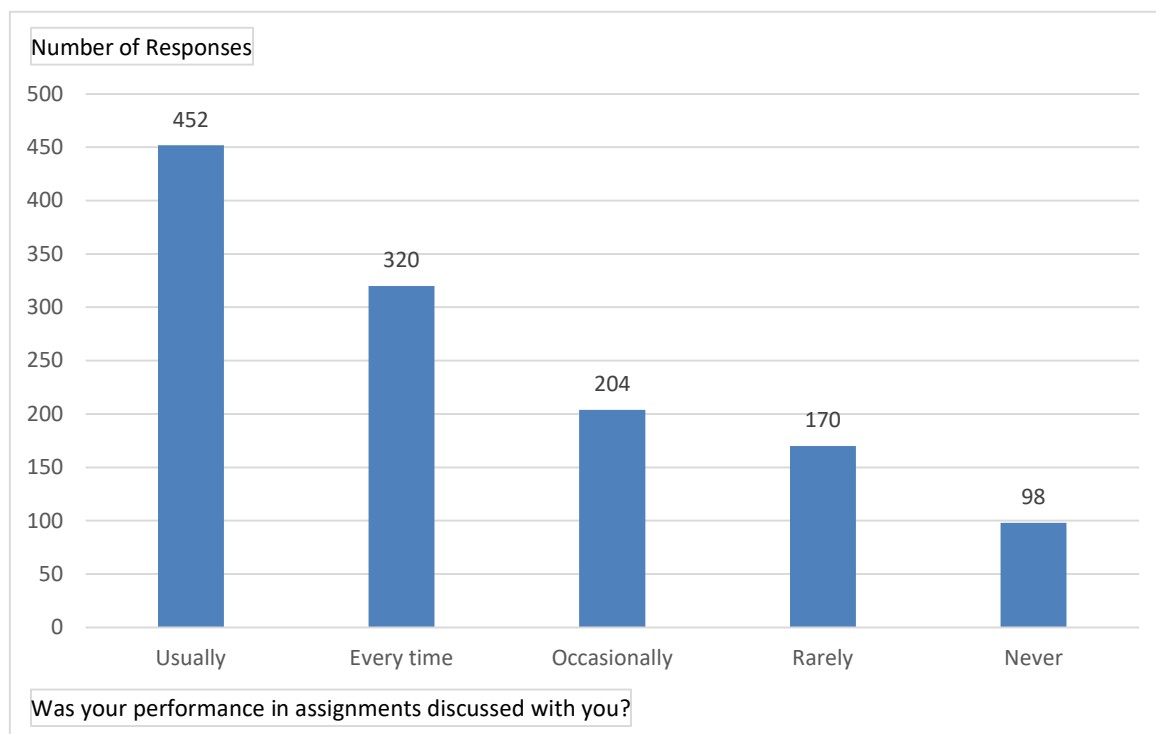
Fairness of the internal evaluation process by the teachers.	Number of Responses
Usually fair	554
Always fair	550
Sometimes unfair	121
Usually unfair	17
Unfair	2
<b>TOTAL</b>	<b>1244</b>





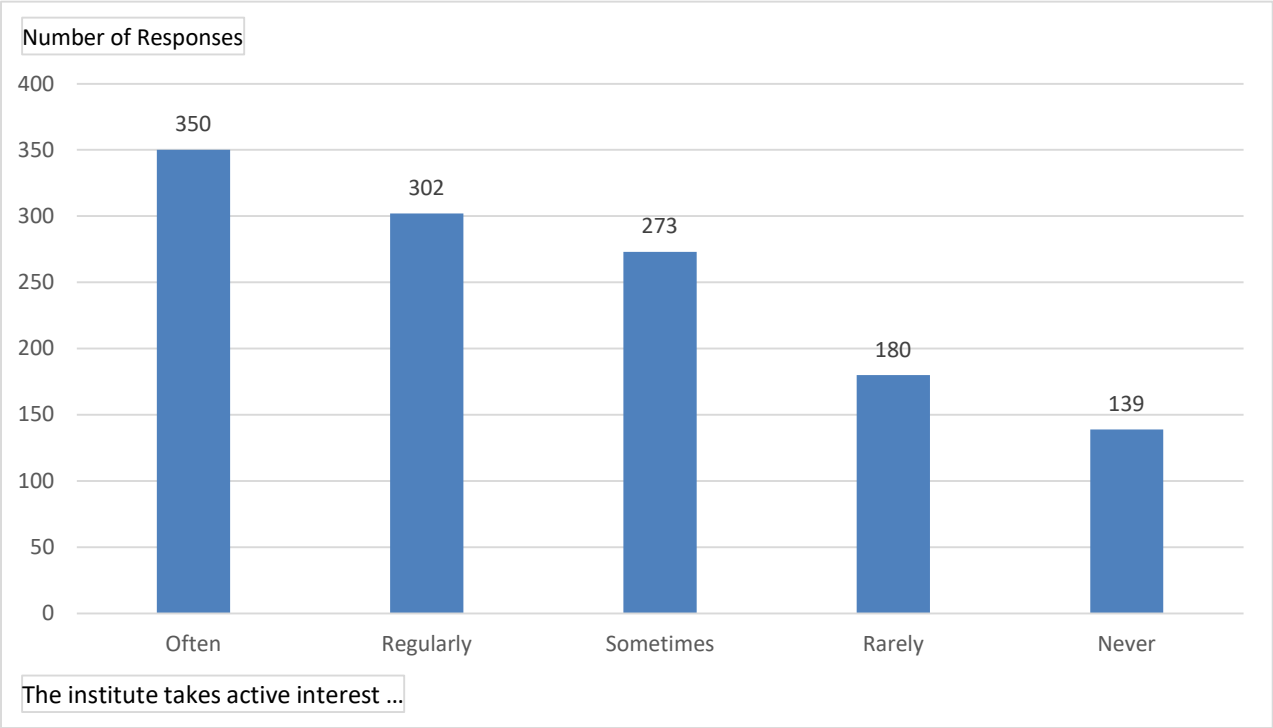
## 5) Was your performance in assignments discussed with you?

Was your performance in assignments discussed with you?	Number of Responses
Usually	452
Every time	320
Occasionally	204
Rarely	170
Never	98
<b>TOTAL</b>	<b>1244</b>



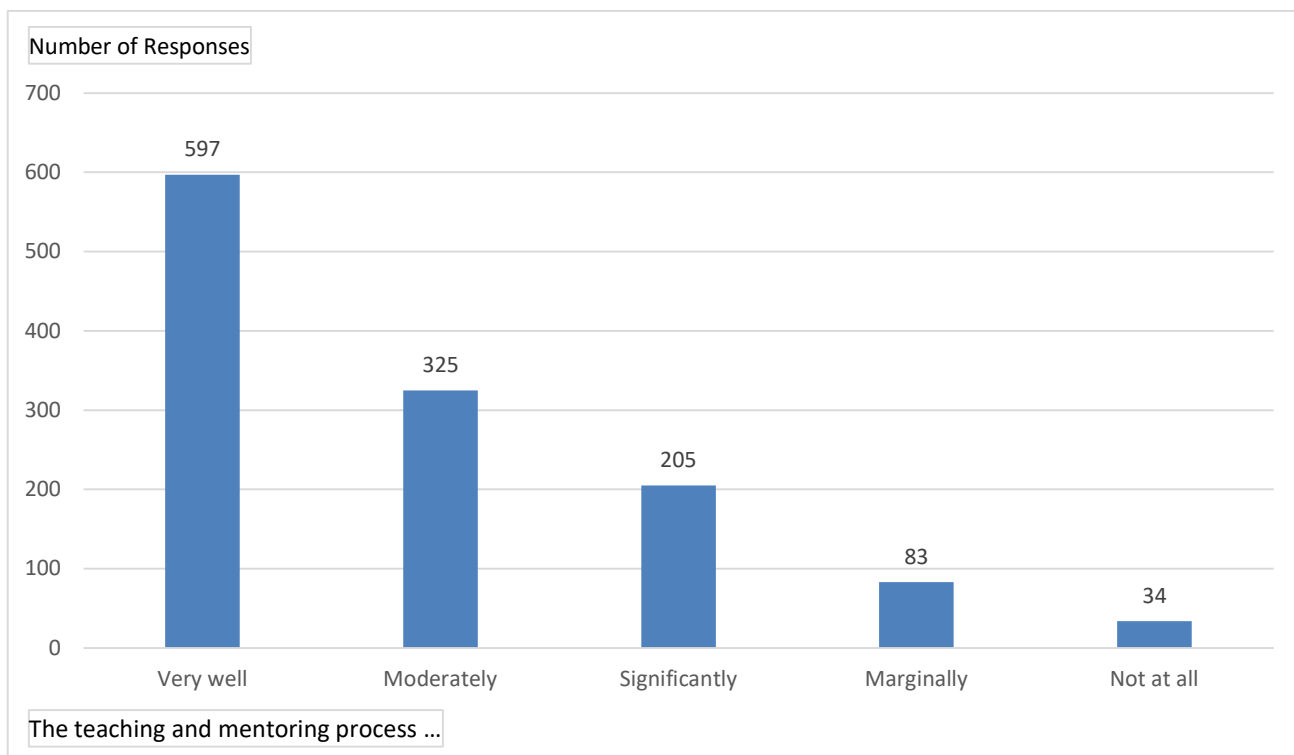
6) The institute takes active interest in promoting internship, student exchange, field visit opportunities for students.

The institute takes active interest ...	Number of Responses
Often	350
Regularly	302
Sometimes	273
Rarely	180
Never	139
<b>TOTAL</b>	<b>1244</b>



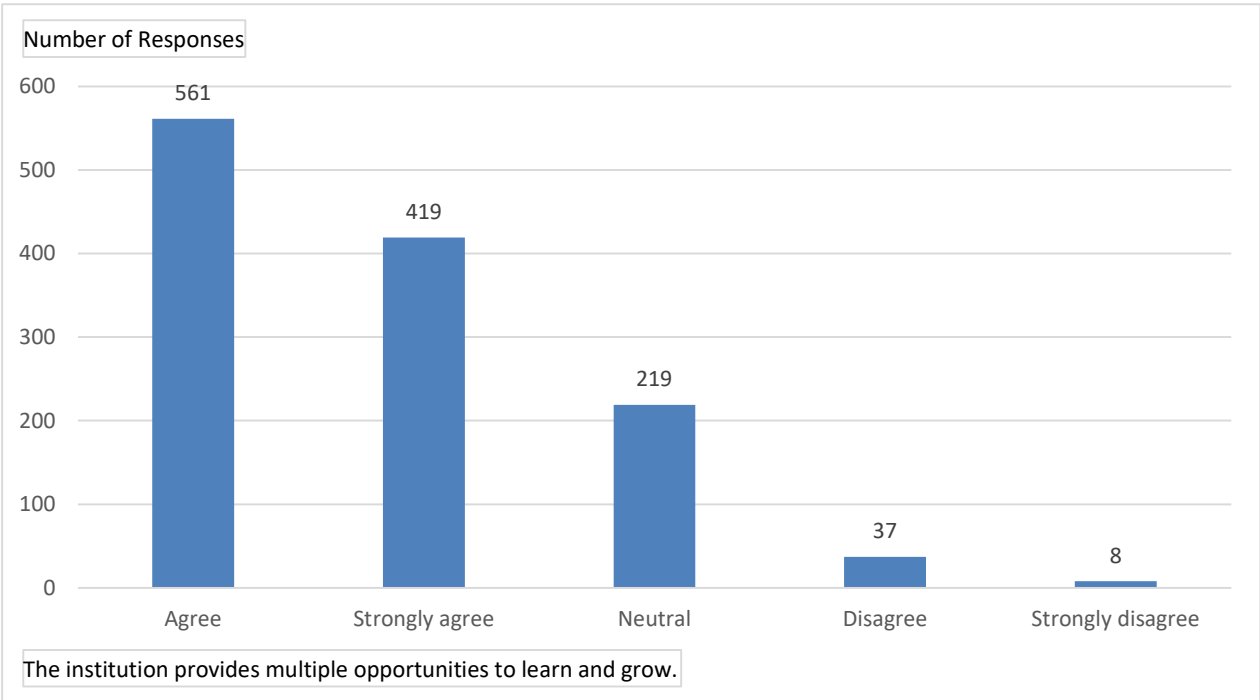
7) The teaching and mentoring process in your institution facilitates you in cognitive, social, and emotional growth.

The teaching and mentoring process ...	Number of Responses
Very well	597
Moderately	325
Significantly	205
Marginally	83
Not at all	34
<b>TOTAL</b>	<b>1244</b>



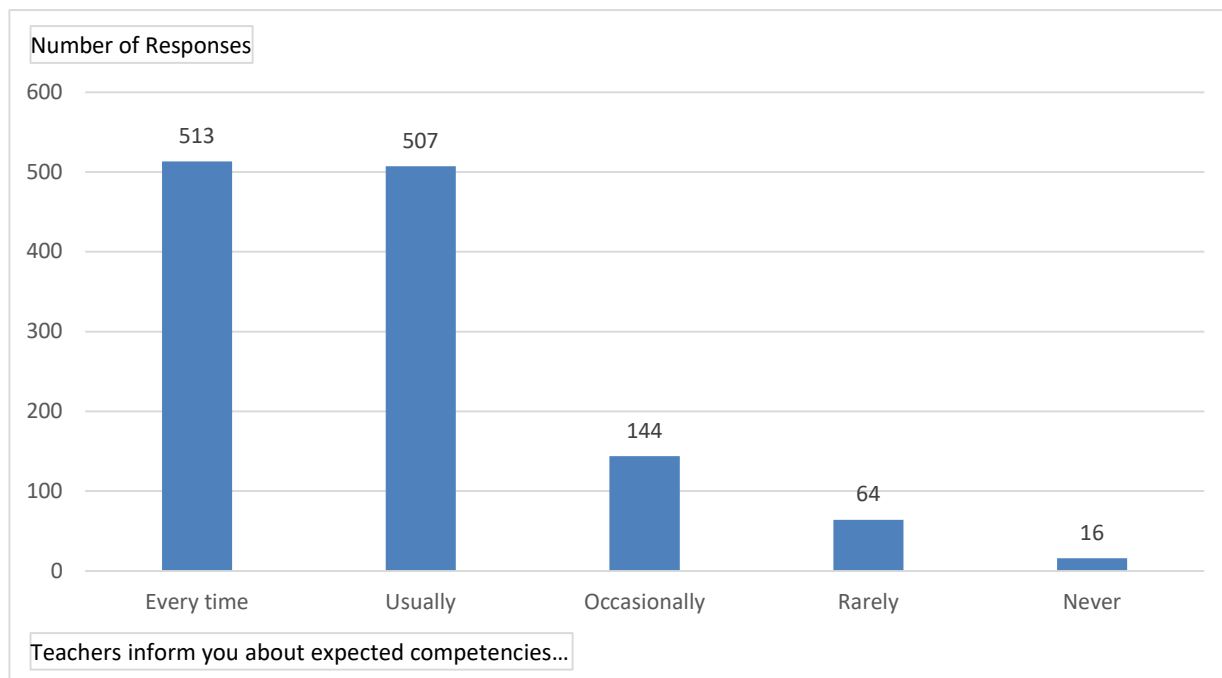
# 8) The institution provides multiple opportunities to learn and grow.

The institution provides multiple opportunities to learn and grow.	Number of Responses
Agree	561
Strongly agree	419
Neutral	219
Disagree	37
Strongly disagree	8
<b>TOTAL</b>	<b>1244</b>



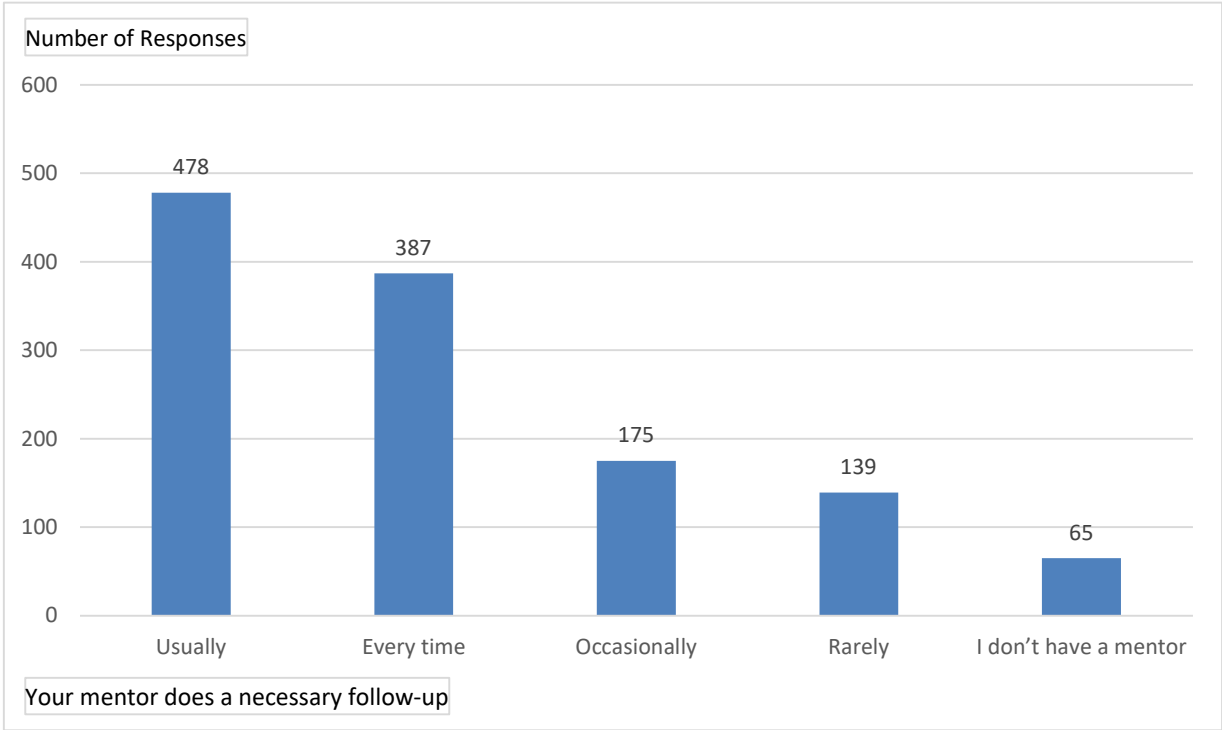
## 9) Teachers inform you about your expected competencies, course outcomes and programme outcomes.

Teachers inform you about expected competencies...	Number of Responses
Every time	513
Usually	507
Occasionally	144
Rarely	64
Never	16
<b>TOTAL</b>	<b>1244</b>



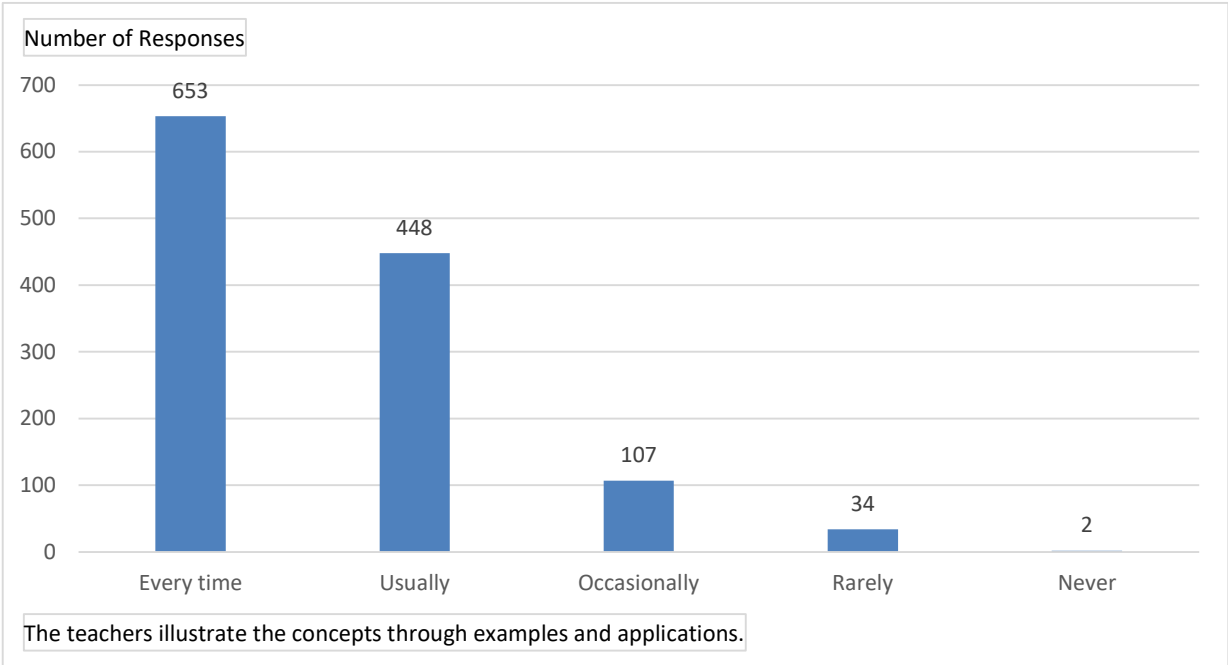
# 10) Your mentor does a necessary follow-up with an assigned task to you.

Your mentor does a necessary follow-up	Number of Responses
Usually	478
Every time	387
Occasionally	175
Rarely	139
I don't have a mentor	65
<b>TOTAL</b>	<b>1244</b>



# 11) The teachers illustrate the concepts through examples and applications.

The teachers illustrate the concepts through examples and applications.	Number of Responses
Every time	653
Usually	448
Occasionally	107
Rarely	34
Never	2
<b>TOTAL</b>	<b>1244</b>

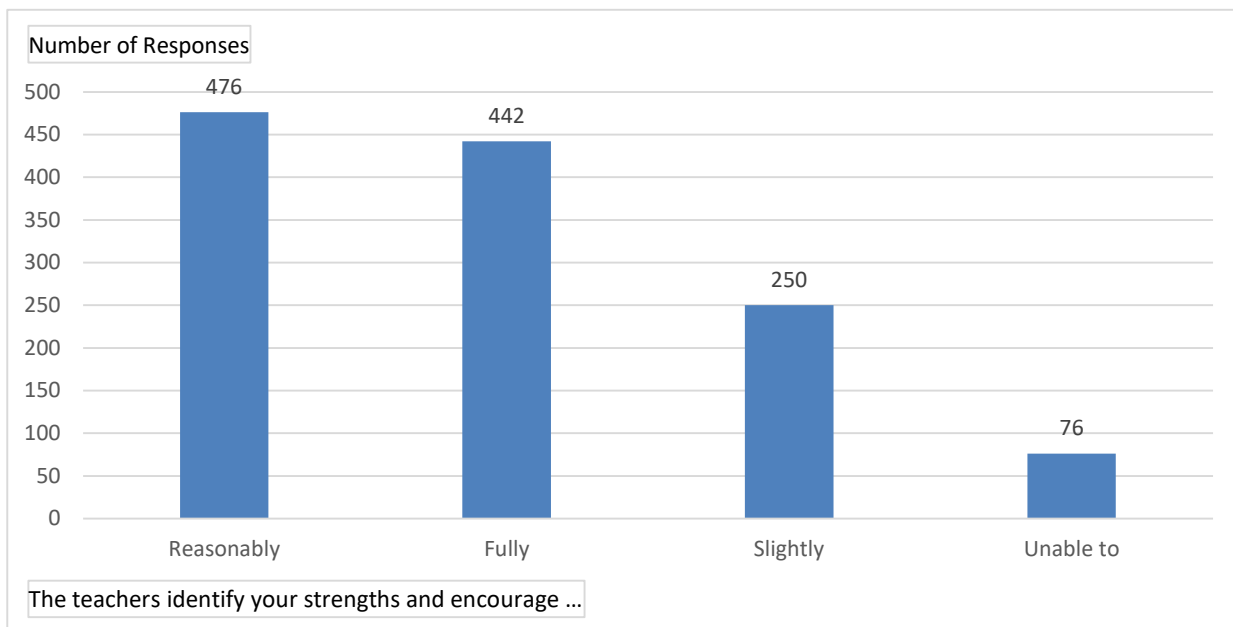






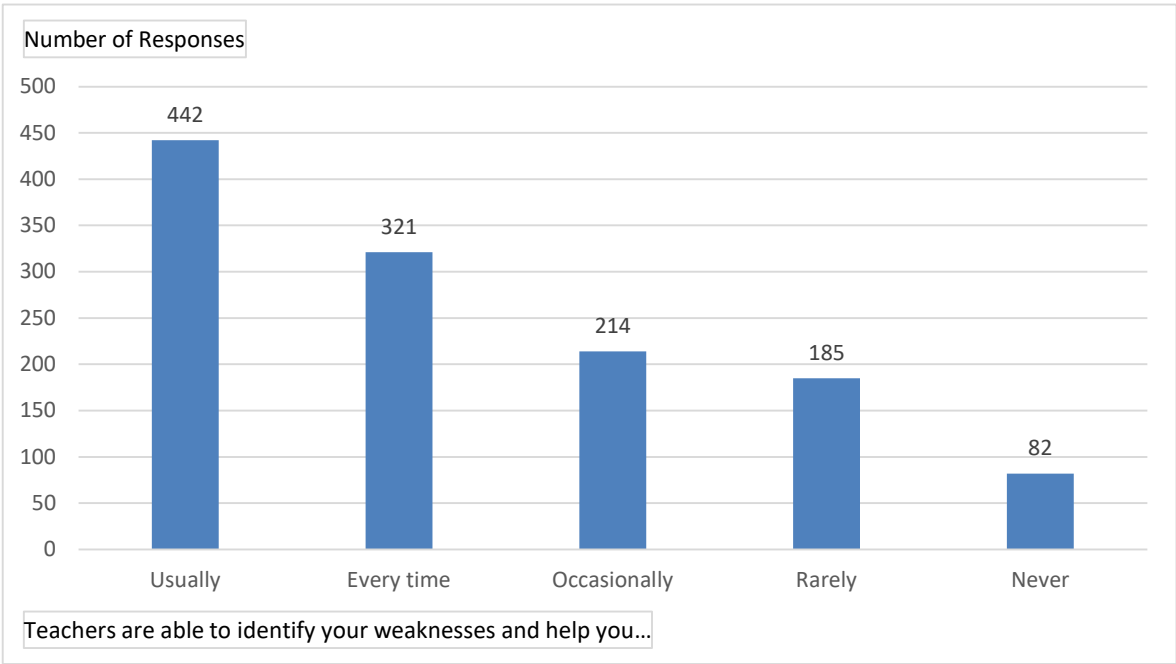
## 12) The teachers identify your strengths and encourage you with providing right level of challenges

The teachers identify your strengths and encourage ...	Number of Responses
Reasonably	476
Fully	442
Slightly	250
Unable to	76
<b>TOTAL</b>	<b>1244</b>



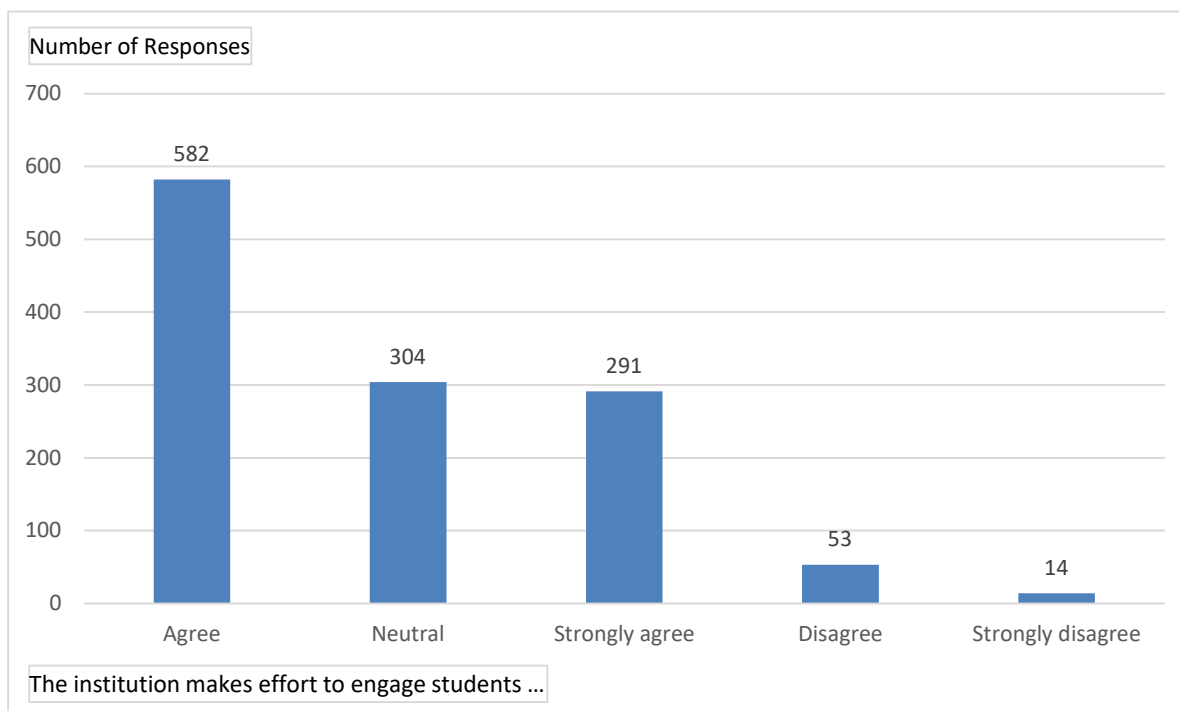
### 13) Teachers are able to identify your weaknesses and help you to overcome them.

Teachers are able to identify your weaknesses and help you...	Number of Responses
Usually	442
Every time	321
Occasionally	214
Rarely	185
Never	82
<b>TOTAL</b>	<b>1244</b>



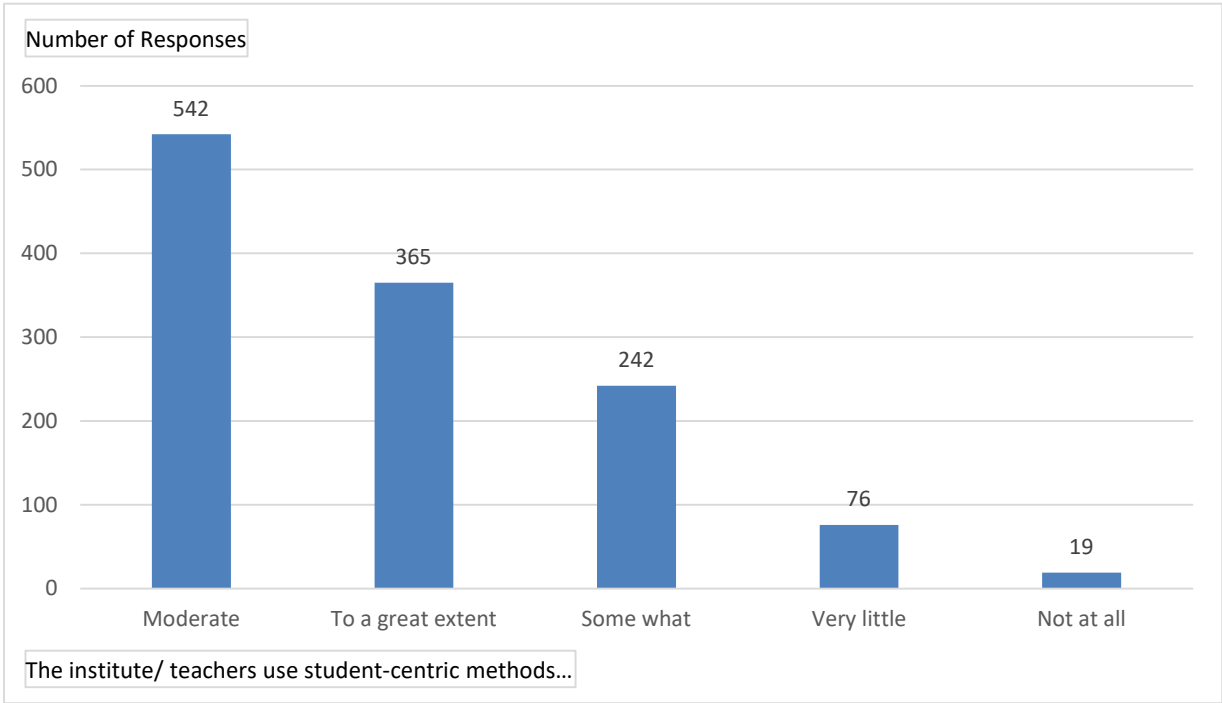
14) The institution makes effort to engage students in the monitoring, review and continuous quality improvement of the teaching learning process.

The institution makes effort to engage students ...	Number of Responses
Agree	582
Neutral	304
Strongly agree	291
Disagree	53
Strongly disagree	14
<b>TOTAL</b>	<b>1244</b>



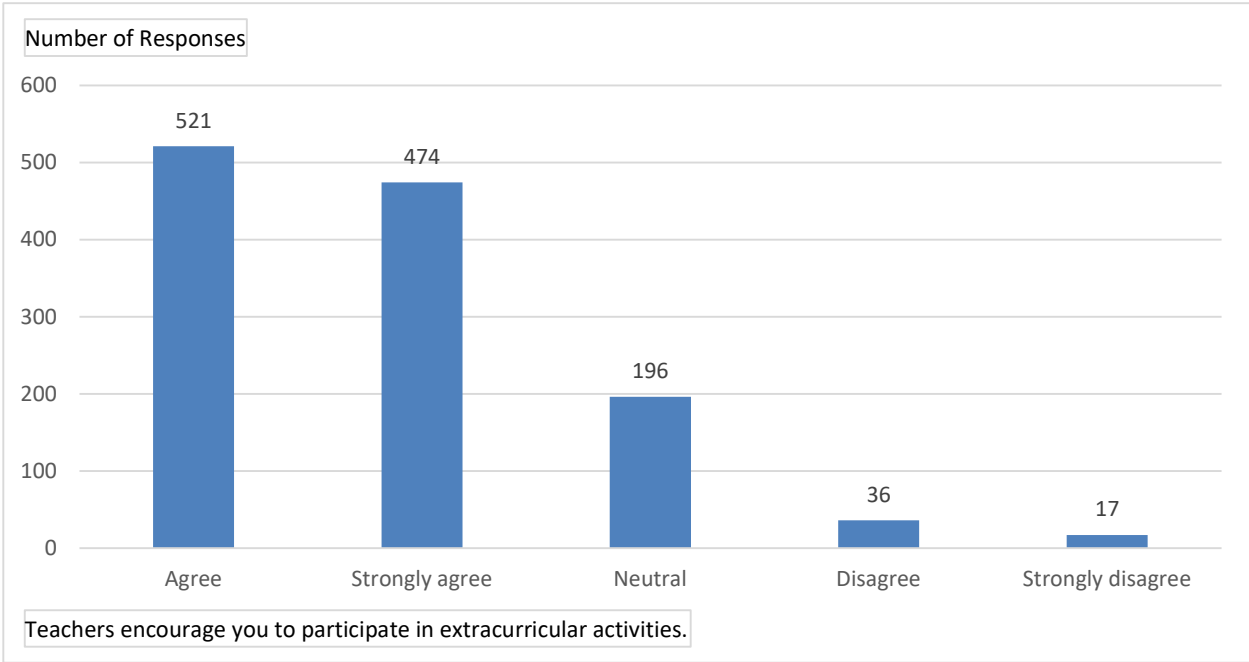
15) The institute/ teachers use student-centric methods, such as experiential learning, participative learning, and problem-solving methodologies for enhancing learning experiences.

The institute/ teachers use student-centric methods...	Number of Responses
Moderate	542
To a great extent	365
Some what	242
Very little	76
Not at all	19
<b>TOTAL</b>	<b>1244</b>



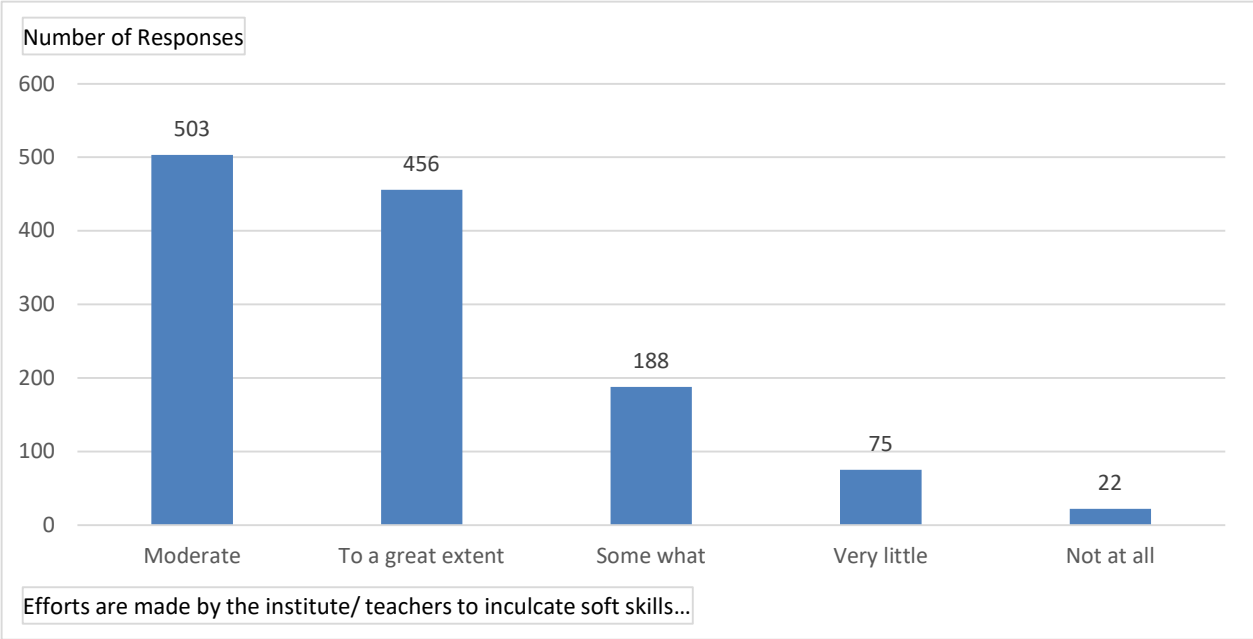
# 16) Teachers encourage you to participate in extracurricular activities.

Teachers encourage you to participate in extracurricular activities.	Number of Responses
Agree	521
Strongly agree	474
Neutral	196
Disagree	36
Strongly disagree	17
<b>TOTAL</b>	<b>1244</b>



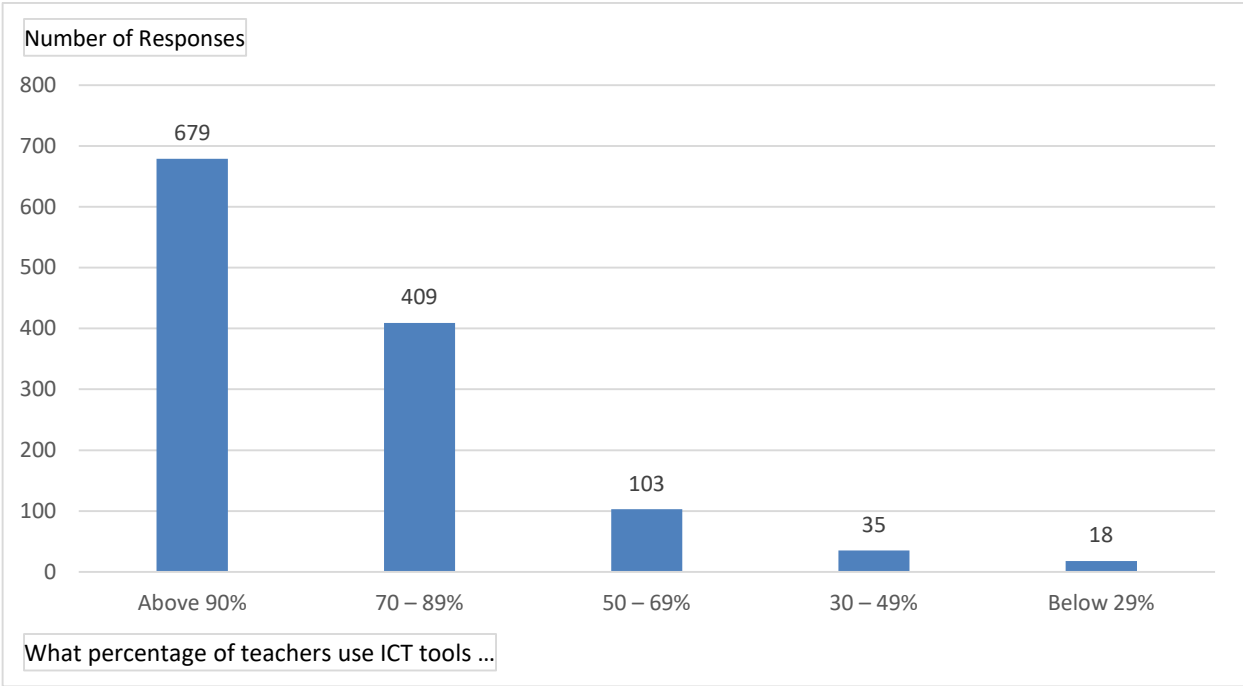
17) Efforts are made by the institute/ teachers to inculcate soft skills, life skills, and employability skills to make you ready for the world of work.

Efforts are made by the institute/ teachers to inculcate soft skills...	Number of Responses
Moderate	503
To a great extent	456
Some what	188
Very little	75
Not at all	22
<b>TOTAL</b>	<b>1244</b>



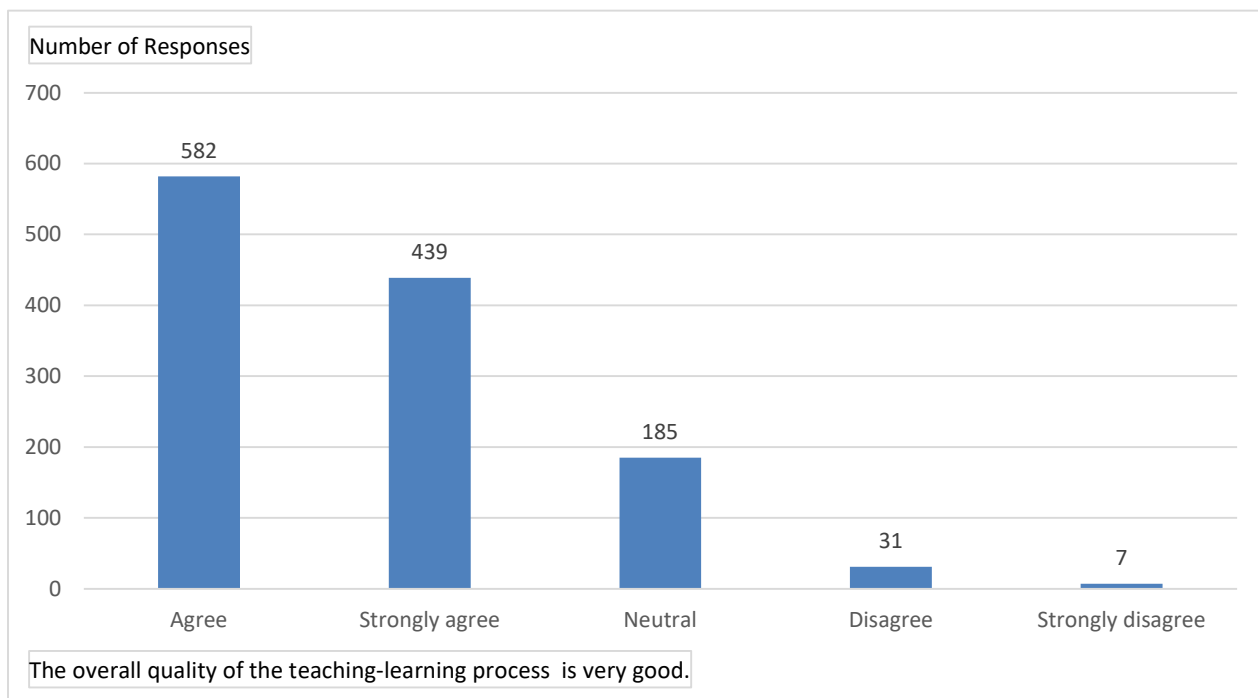
# 18) What percentage of teachers use ICT tools such as LCD projector, Multimedia, etc. while teaching.

What percentage of teachers use ICT tools ...	Number of Responses
Above 90%	679
70 – 89%	409
50 – 69%	103
30 – 49%	35
Below 29%	18
<b>TOTAL</b>	<b>1244</b>



## 19) The overall quality of the teaching-learning process in your institute is very good.

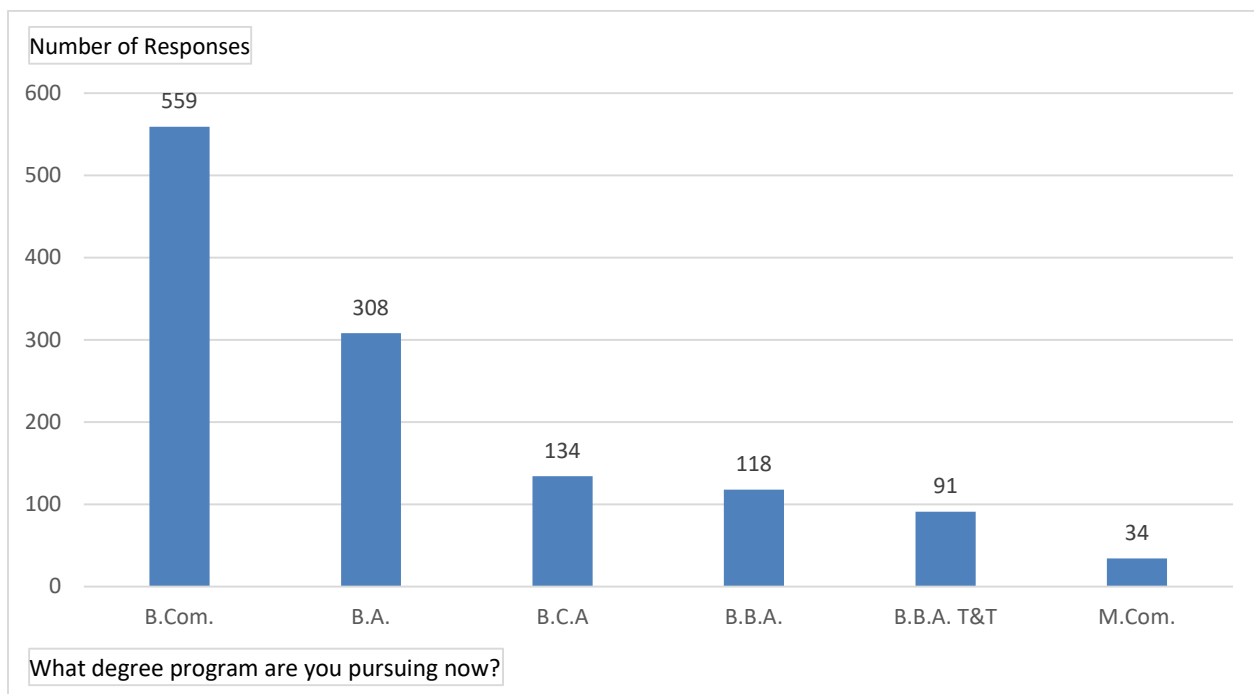
The overall quality of the teaching-learning process is very good.	Number of Responses
Agree	582
Strongly agree	439
Neutral	185
Disagree	31
Strongly disagree	7
<b>TOTAL</b>	<b>1244</b>





## 20) What degree program are you pursuing now?

What degree program are you pursuing now?	Number of Responses
B.Com.	559
B.A.	308
B.C.A	134
B.B.A.	118
B.B.A. T&T	91
M.Com.	34
<b>TOTAL</b>	<b>1244</b>



## 21) Which year are you currently in?

Which year are you currently in?	Number of Responses
First Year	494
Third Year	401
Second Year	320
M.Com. Part II	15
M.Com. Part I	14
<b>TOTAL</b>	<b>1244</b>

